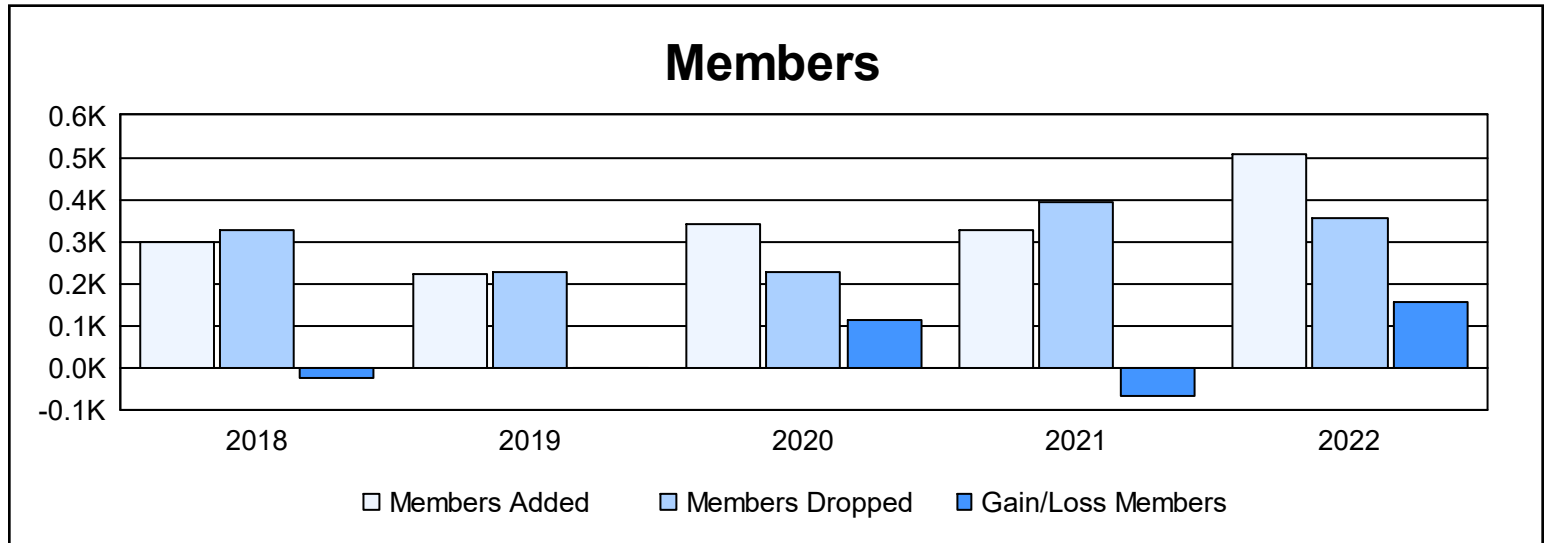
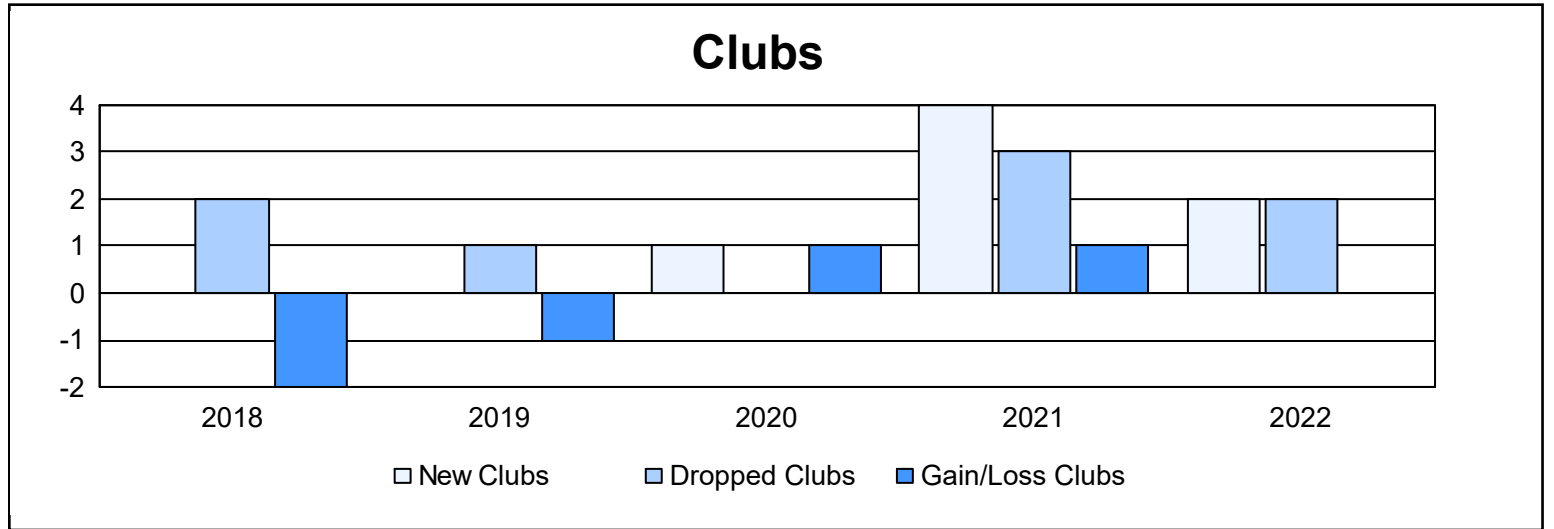
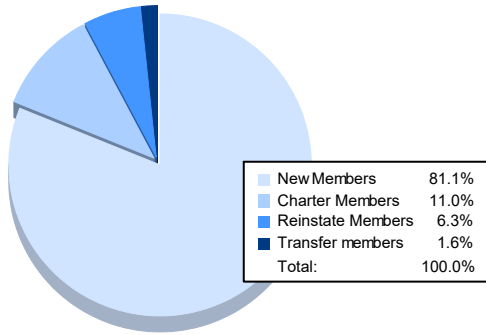


Year	New Clubs	Dropped Clubs	Gain/ Loss Clubs	New Members	Charter Members	Reinstate Members	Transfer Members	Total Member Added	Total Members Dropped	Gain/ Loss Members
2017-2018	0	2	-2	222	16	56	4	298	325	-27
2018-2019	0	1	-1	194	5	18	6	223	225	-2
2019-2020	1	0	1	191	104	34	11	340	229	111
2020-2021	4	3	1	120	168	29	11	328	395	-67
2021-2022	2	2	0	413	56	32	8	509	353	156
<b>Average</b>	<b>1</b>	<b>2</b>	<b>0</b>	<b>228</b>	<b>70</b>	<b>34</b>	<b>8</b>	<b>340</b>	<b>305</b>	<b>34</b>



### Membership Composition June 2022 Cumulative



### Gender Composition June 2022 Cumulative

